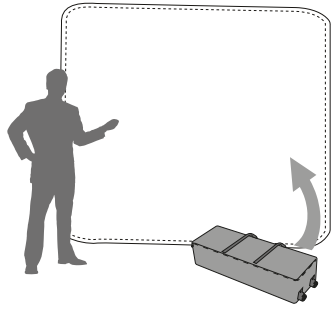


1. CONTENT AND TEXTIL GRAPH



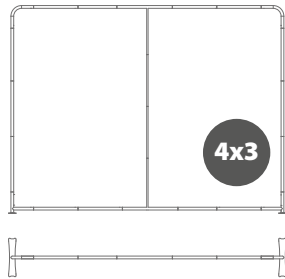
 CONTENT



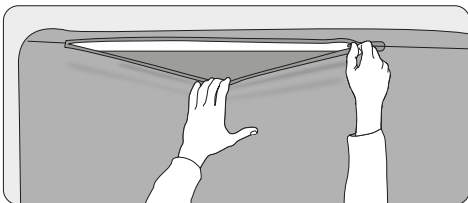
Open the bag, check the content of the bag and take out all the pieces carefully.

The Tension Display features a light-weight curved aluminium structure that is assembled in a few minutes by joining the ends marked with pairs of numbers and colours. A padded canvas bag is included for transport.

Niamey textile wall has a 4x3 ratio available.



GRAPHIC ATTACHMENT **BY TENSION FABRIC**



To adjust the fabric graphic (sold separately) to the structure, simply wrap the aluminum frame from the bottom to the top or left to right (according to the model) and then close carefully the back zip.

For those cases in which the graphic is **supplied by the client**, we recommend making use of the materials listed in the following **QR code** (scan for downloading Excel file). Please contact us or visit www.cashdisplay.com for more information.



2. SET UP THE STRUCTURE

