

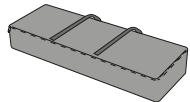
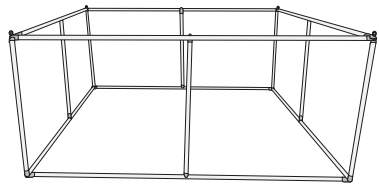
1. CONTENT AND TEXTIL GRAPH



CONTENT


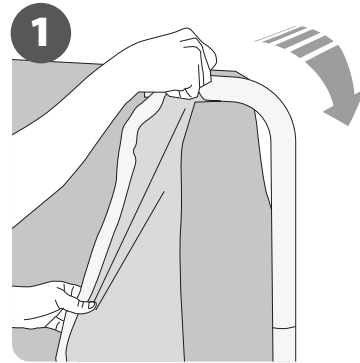
Open the bag, check the content of the bag and take out all the pieces carefully.

The Hanging Sing tension display features a light-weight aluminium structure that is assembled in a few minutes by joining the ends marked with pairs of numbers and colours and finally hang from the ceiling by wires (sold separately). A padded canvas bag is included for transport.



GRAPHIC ATTACHMENT BY TENSION FABRIC

To adjust the fabric graphic (sold separately) to the structure, simply wrap the aluminum frame from the top to the bottom or left to right (according to the model) and then close carefully the back zip.



For those cases in which the graphic is **supplied by the client**, we recommend making use of the materials listed in the following **QR code** (scan for downloading Excel file). Please contact us or visit www.cashdisplay.com for more information.



2. SET UP THE STRUCTURE

