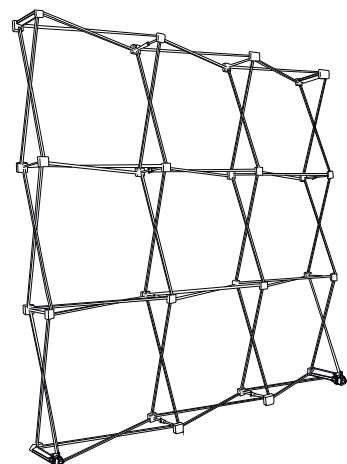


1. SET UP THE POP UP STRUCTURE



CONTENT

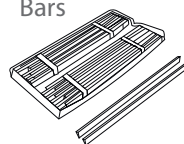


Open the bag, check the content of the bag and take out all the pieces carefully.

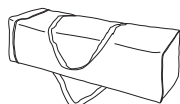


x1 Pop Up structure.

x1 Set of Bars




x1 Transport Bag




x1 Silicone Roll

1



2



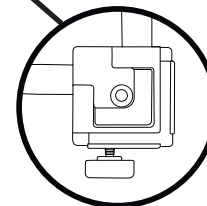
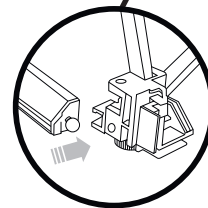
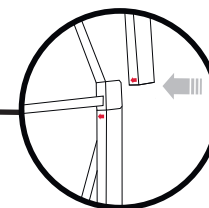
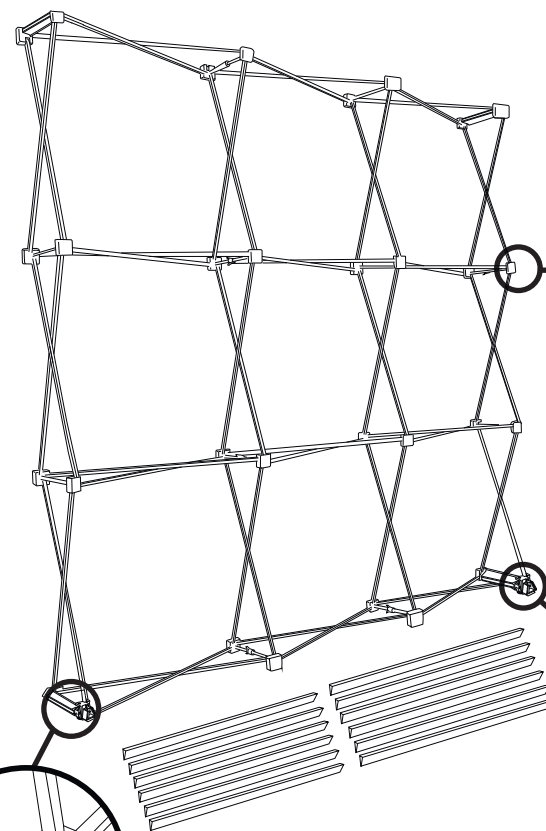
For those cases in which the graphic is **supplied by the client**, we recommend making use of the materials listed in the following **QR code** (scan for downloading Excel file). Please contact us or visit www.cashdisplay.com for more information.



2. PUT THE BARS IN THE STRUCTURE



3



4. GRAPHIC ATTACHMENT



4

